




THE 5

SALOON

THE BMW 5 SERIES SALOON.



18 Highlights



20 Worlds of colour




24 Wheels and tyres / Original BMW Accessories and BMW M Performance Parts



ALL BMW MODELS
IN ONE APP.

DOWNLOAD THE **BMW Products** APP NOW AND
DISCOVER THE PLEASURE OF DRIVING.



26 Technical data



LEADING
WITH STYLE.



A blue BMW 530e sedan is shown from a rear three-quarter view, parked on a dark asphalt road. The car's license plate is 'M-GI 711E'. In the background, there is a modern building with a facade of vertical, perforated metal panels. Several green trees are positioned between the car and the building. The scene is brightly lit, casting shadows on the ground.

RUNS WITH
ALTERNATIVE
ENERGY:
ADRENALINE.



FACE
FORWARD.





BUILT-IN
EXTRAORDINARY.



FORM
FOLLOWS
FASCINATION.



REACH YOUR GOALS
ON THE ROAD.
THE BMW 5 SERIES SALOON.



HIGHLIGHTS.

Discover even more with the new BMW Brochures app. Available now, for your smartphone and tablet.

■ Standard equipment □ Optional equipment



□ The M Sport package gives the vehicle an even sportier touch. In addition to an appearance sharpened by many details in the exterior and interior, the M Sport package guarantees an increase in driving pleasure. The M Sport suspension* and the M Aerodynamics package for example noticeably optimise the driving dynamics.



□ The Luxury Line shows the elegant side of the vehicle. Elegant design elements made of Chrome high-gloss give the exterior its exclusive appearance. The stylish impression is also present in the interior. Here first-class leather upholstery and high-quality interior trim finishers characterise luxury.



□ Do you want your BMW to be up to date with the latest software? With Remote Software Upgrade*, your BMW will always be up to date. Upgrades are installed over the air, just as they are for your smartphone. In this way, other functions in your vehicle can also be activated.



□ The comfort seats for driver and front passenger* include active headrests and can be electrically adjusted in various ways. The top part of the backrest, the backrest width, thigh support and headrest height can be individually adjusted. The equipment package also includes the lumbar support and memory function for the driver and front passenger.



□ BMW Individual high-gloss Shadow Line with extended contents¹ includes equipment features in black: Kidney grille frame and kidney grille slats in black high-gloss and tailpipe trims in Black Chrome.




□ In laser high-beam mode, BMW Laserlight* illuminates a range of up to 650 m, nearly twice as far as that of conventional headlights. Better visibility in the dark significantly increases safety. Blue accents and the lettering "BMW Laser" in the headlight also underline the technological standards and the sportiness of the vehicle.



□ The high-performance M Sport brake* is distinguished by exclusive red high-gloss brake callipers with M designation and outstanding braking performance.




□ BMW Live Cockpit Professional* includes two high-quality displays consisting of a 12.3" Control Display and a fully digital 12.3" instrument display.



□ Why go without the features of your smartphone in your BMW when you can continue operating it as usual? With smartphone integration²*, your vehicle supports Apple CarPlay and Android Auto by means of a wireless connection between your smartphone and the vehicle. This allows you to conveniently use familiar functions and various apps in the vehicle.



□ The Reversing Assistant* stores the last 50 m of the driven path in forward travel up to 35 km/h, so that it can be retracted if required. You are relieved of the steering work and can concentrate on monitoring the vehicle environment.



□ Wouldn't it be incredible if your BMW was also your personal vehicle expert? Communicate with your vehicle using the BMW Intelligent Personal Assistant*. Say natural commands to operate numerous vehicle functions. It can also explain topics about your vehicle and helps you to get to know your BMW even better.



□ Driving Assistant Professional³* offers optimum comfort and safety during critical or monotonous traffic situations. Apart from the contents of the Driving Assistant, it also includes Steering and Lane Control Assistant with extended functions, Emergency Stop Assistant and Lane Keeping Assistant with active side collision protection.

¹ Only available for M550i xDrive and M Sport package.
² Smartphone integration is permanently available in the vehicle. It includes Apple CarPlay and Android Auto. Due to possible future technical developments (e.g. of mobile phones),

the usability of the Apple CarPlay or Google Android Auto service cannot be guaranteed permanently. CarPlay is a trademark of Apple Inc. Android Auto is a trademark of Google LLC.
³ Function may be limited in darkness, fog or bright glare.

* The availability of some equipment features and functions depends on engine variants or additional options. The market and production availability may vary. You can find detailed information about terms, standard and optional equipment at www.bmw.com or at your BMW Partner.

Some ConnectedDrive Services may differ between countries. Please consult your local BMW partner for more information.

EXTERIOR COLOURS.

Discover even more with the new BMW Brochures app. Available now, for your smartphone and tablet.

■ Standard equipment □ Optional equipment



□ Non-metallic 300 Alpine White¹



■ Non-metallic 668 Black



□ Metallic A96 Mineral White



□ Metallic C2Y Bluestone²



□ Metallic C3E Bernina Grey Amber Effect²



□ Metallic A90 Sophisto Grey Brilliant Effect²



□ Metallic 475 Black Sapphire²



□ Metallic C1M Phytomic Blue²

BMW INDIVIDUAL



□ BMW Individual special paintwork Brilliant White metallic²



□ BMW Individual special paintwork Frozen Brilliant White metallic²



□ BMW Individual special paintwork Pure metal Silver²




□ BMW Individual exclusive colour Frozen Cashmere Silver metallic²



□ BMW Individual special paintwork Frozen Dark Silver²



□ BMW Individual C5E Alvite Grey metallic²




□ BMW Individual C3Z Tanzanite Blue metallic²



□ BMW Individual C57 Aventurine Red metallic²

M SPORT PACKAGE



□ Metallic 416 M Carbon Black³

[Colour samples] These colour samples are intended as an initial guide to the colours and materials available for your BMW. However, experience has shown that printed versions of paint, upholstery and interior trim colours cannot in all cases faithfully

reproduce the appearance of the original colour. Please discuss your preferred colour choices with your BMW partner or in your dealership. There you can also see original samples and be assisted with special requests.

























¹ Available as standard with the M Sport package and M550i xDrive.
² Optionally also available with the M Sport package and M550i xDrive.
³ Exclusively available with the M Sport package and M550i xDrive.

The availability of some equipment features and functions depends on engine variants or additional options. The market and production availability may vary. You can find detailed information about terms, standard and optional equipment at www.bmw.com or at your BMW Partner.

INTERIOR COLOURS.

Discover even more with the new BMW Brochures app. Available now, for your smartphone and tablet.

■ Standard equipment □ Optional equipment

CLOTH	Available with		LEATHER	Available with		INTERIOR TRIM FINISHERS	Available with		BMW INDIVIDUAL LEATHER	Available with	
	■ Base model	Cloth 'Junction' BYAT Anthracite		□ Base model □ Luxury Line □ M Sport package	Leather 'Dakota' LCFI Ivory White exclusive stitching/leather piping in contrast		■ Base model	Interior trim finishers Oxide Silver dark matt with highlight trim finisher Pearl Chrome		□ Base model □ Luxury Line □ M Sport package	BMW Individual full leather trim 'Merino' ZBFU Smoke White*
	■ M Sport package	Cloth 'Rhombicle'/Alcantara HRAT Anthracite		□ Base model □ Luxury Line □ M Sport package	Leather 'Dakota' LCRO Cognac exclusive stitching/leather piping in contrast		□ Base model □ Luxury Line □ M Sport package	Interior trim finishers Aluminium fine cutting with highlight trim finisher Pearl Chrome		□ Base model □ Luxury Line □ M Sport package	BMW Individual full leather trim 'Merino' ZBCR Coramel*
	□ Base model □ Luxury Line □ M Sport package	Sensatec KHFY perforated Canberra Beige*		□ Base model ■ Luxury Line □ M Sport package	Leather 'Dakota' LCFK Black, exclusive stitching/leather piping in contrast Black		■ M Sport package	Aluminium Rhombicle Smoke Grey M interior trim strips with Pearl Chrome accent trim		□ Base model □ Luxury Line □ M Sport package	BMW Individual full leather trim 'Merino' ZBTQ Tartufo*
				□ M Sport package	Leather 'Dakota' LCNL Black, contrast stitching blue		□ Base model □ Luxury Line	Interior trim finishers black high-gloss with highlight trim finisher Pearl Chrome		□ Base model □ Luxury Line □ M Sport package	BMW Individual fine-wood trim Sen light brown with highlight trim finisher Pearl Chrome*
				□ Base model □ Luxury Line □ M Sport package	Leather 'Dakota' LCSW Black*		□ Base model □ Luxury Line □ M Sport package	Fine-wood trim 'Fineline' Cove with highlight trim finisher Pearl Chrome			
				□ Base model □ Luxury Line □ M Sport package	Exclusive leather 'Nappa' LZFI Ivory White with exclusive stitching/leather piping in contrast*		□ Base model ■ Luxury Line □ M Sport package	Fine-wood trim 'Fineline' Ridge with highlight trim finisher Pearl Chrome			
				□ Base model □ Luxury Line □ M Sport package	Exclusive leather 'Nappa' LZNI Mocha exclusive stitching/leather piping in contrast*		□ Base model □ Luxury Line □ M Sport package	Fine-wood trim Ash Trunk open-pored with highlight trim finisher Pearl Chrome			
				□ Base model □ Luxury Line □ M Sport package	Exclusive leather 'Nappa' LZFK Black exclusive stitching/leather piping in contrast*		□ Base model □ Luxury Line □ M Sport package	Fine-wood trim poplar grain grey with highlight trim finisher Pearl Chrome		□ Base model □ Luxury Line □ M Sport package	BMW Individual interior trim finishers piano finish Black with highlight trim finisher Pearl Chrome*

Please note that even normal long- or short-term use can lead to unrecoverable upholstery damage. This can be caused in particular by non-colourfast clothing.

Please note that the interior colour depends on the selected upholstery colour.

* The availability of some equipment features and functions depends on engine variants or additional options. The market and production availability may vary.

You can find detailed information about terms, standard and optional equipment at www.bmw.com or at your BMW Partner.

WHEELS AND TYRES.

Discover even more with the new BMW Brochures app. Available now, for your smartphone and tablet.



□ 18" light alloy wheels
Multi-spoke style 619, 8J x 18
with 245/45 R18 tyres.



□ 18" light alloy wheels
W-spoke style 632, size 8J x 18
with 245/45 R18 tyres.¹



□ 18" M light alloy wheels
Double-spoke style 662 M
Bicolour Orbit Grey, gloss-
lathed, wheel size 8J x 18 with
245/45 R18 tyres.²



□ 19" light alloy wheels
Multi-spoke style 633, 8J x 19
with 245/40 R19 tyres.¹



□ 19" light alloy wheels
V-spoke style 635 Ferric Grey
gloss-lathed with mixed tyres
and run-flat properties, front
8J x 19 with 245/40 R19 tyres,
rear 9J x 19 with 275/35 R19
tyres.



□ 19" light alloy wheels
W-spoke style 663 Ferric Grey
gloss-lathed with mixed tyres
and run-flat properties, front 8J
x 19 with 245/40 R19 tyres, rear
9J x 19 with 275/35 R19 tyres.



□ 19" M light alloy wheels
Y-spoke style 845 M Bicolour
Jet Black with mixed tyres,
gloss-lathed, wheel size front
8J x 19 with 245/40 R19 tyres,
wheel size rear 9J x 19 with
275/35 R19 tyres.²



□ 19" M light alloy wheels
Y-spoke style 845 M Jet Black
with mixed tyres, wheel size
front 8J x 19 with 245/40 R19
tyres, wheel size rear 9J x 19
with 275/35 R19 tyres.²



□ 20" M light alloy wheels
Double-spoke style 668 M
Cerium Grey matt with mixed
tyres and runflat tyres, gloss-
lathed, wheel size front 8J x 20
with 245/35 R20 tyres,
wheel size rear 9J x 20 with
275/30 R20 tyres.³



□ 20" M light alloy wheels
Y-spoke style 846 M Bicolour
Jet Black with mixed tyres and
run-flat tyres, gloss-lathed,
wheel size front 8J x 20 with
245/35 R20 tyres, wheel size
rear 9J x 20 with 275/30 R20
tyres.⁴



□ 20" BMW Individual
aerodynamic wheels 1001 I Jet
Black 3D buffed with mixed
tyres and run-flat tyres,
gloss-lathed, wheel size front
8J x 20 with 245/35 R20 tyres,
wheel size rear 9J x 20 with
275/30 R20 tyres.

¹ Only available in conjunction with Luxury Line.

² Only available in conjunction with M Sport package.

³ Only available for M550i xDrive.

⁴ Only available for M550i xDrive and M Sport package.

ORIGINAL BMW ACCESSORIES AND BMW M PERFORMANCE PARTS.

Equipment 24 | 25

■ Standard equipment □ Optional equipment ○ Accessories



○ Thanks to the BMW wireless
charging station universal, the
smartphone can be charged
comfortably without a cable –
even outside the vehicle.



○ In the event of disturbances,
the highly sensitive full-HD
camera automatically records
the situation in front of and
behind the car.



○ Precisely fitted protection
against moisture and dirt in the
front footwell. The black design
perfectly complements the
interior.



○ Like a filling station right in
your own home: With the BMW
Wallbox Plus, you can charge
your BMW quickly, reliably and
conveniently in a few hours.
You also have the option to
manage the use of the BMW
Wallbox Plus with an access
card.



○ Make a strong statement:
The carbon fibre M Performance
front splitters provide optimum
aerodynamics and highlight
the vehicle's masculine
appearance in a highly
exclusive manner. A unique
motorsport look for anybody
who refuses to compromise.



○ Show your style: the frame of the M Performance kidney grille is
made of hand-crafted premium carbon fibre and the grille consist of
extra sturdy plastic. A visual highlight at the front of the vehicle for
an especially elegant, sporty and individual look.



○ The striking carbon-fibre M
Performance exterior mirror
caps highlight the vehicle's
high-tech character, adding an
individual athletic touch.



○ The M Performance kidney grilles Iconic Glow give the vehicle a
unique radiance. LED lighting exclusively sets the scene for the BMW
kidney grille and the zone in front of the vehicle from opening to starting
and from switching off the ignition to locking the vehicle.



○ Gripping facts: The sport-
style steering wheel with
Alcantara-lined grip area
provides excellent feel and grip
for a more direct and
responsive steering feel.



○ 20" M Performance light
alloy wheels, forged, in Bicolor
Black matt, milled and
gloss-lathed on the visible side.
Complete wheel set with
run-flat tyres.

Discover the wide range of innovative solutions available for the exterior and interior, communication and information, and for transportation and the luggage compartment. Your BMW Partner is on hand to advise you on the whole range of Original BMW Accessories and the BMW M Performance Parts product portfolio. For further information, please visit www.bmw.com

The availability of some equipment features and functions depends on engine variants or additional options. The market and production availability may vary. You can find detailed information about terms, standard and optional equipment at www.bmw.com or at your BMW Partner.

BMW 5 Saloon	520 ¹¹	520 ¹¹ with mild hybrid technology	530i ¹¹ 530i xDrive ¹¹ with mild hybrid technology	540i ¹¹ 540i xDrive ¹¹ with mild hybrid technology	M550i xDrive	520e	530e 530e xDrive	545e xDrive
--------------	-------------------	---	---	---	--------------	------	---------------------	-------------

Weight								
Unladen weight EU (xDrive) ¹	kg	1655	1685	1700 (1755)	1760 (1820)	(1990)	1910	1910 (1970) (2020)
Max. permissible weight (xDrive)	kg	2250	2285	2305 (2360)	2395 (2455)	(2560)	2505	2505 (2560) (2605)
Permitted load (xDrive)	kg	670	675	680 (680)	710 (710)	(645)	670	670 (665) (660)
Permitted trailer load, unbraked (xDrive) ²	kg	750	750	750 (750)	750 (750)	(750)	750	750 (750) (750)
Permitted trailer load, braked, max. 12 % gradient 8 % gradient (xDrive) ²	kg	2000/2000	2000/2000	2000/2000 (2000/2000)	2000/2000 (2000/2000)	(2000/2000)	1700/1700 (2000/2000)	(2000/2000)
Luggage capacity	l	530	530	530	530	530	410	410 (410)

BMW TwinPower Turbo engine ³								
Cylinders/valves	–	4/4	4/4	4/4	6/4	8/4	4/4	6/4
Capacity	cm³	1597	1998	1998	2998	4395	1998	2998
Max. output/ engine speed	kW (hp)/ rpm	125 (170)/ 5000–5500	135–120 (184–163)/ 5000–6500	185 (252)/ 5200–6500	245 (333)/ 5500–6250	390 (530)/ 5500–6000	120 (163)/ 5000–6500	135–120 (184–163)/ 5000–6500 210 (286)/ 5000–6000
With mild hybrid technology	kW (hp)	–	+8 (11)	+8 (11)	+8 (11)	–	–	–
Max. torque/ engine speed	Nm/rpm	250/ 2000–4400	290/ 1350–4250	350/ 1450–4800	450/ 1600–4800	750/ 1800–4600	300/ 1350–3700	300/ 1350–4000 450/ 1600–3500

eDrive motor								
Peak output	kW (hp)	–	–	–	–	–	80 (109)	80 (109) 80 (109)
Max. torque	Nm	–	–	–	–	–	265	265 (265)
System output	kW (hp)	–	–	–	–	–	150 (204)	215–200 (292–272) 290 (394)
System torque	Nm	–	–	–	–	–	350	420 (420) 600

Lithium-ion high-voltage battery								
Battery type/net battery capacity	kWh	–	–	–	–	–	Li-ion/11.15	Li-ion/11.15 Li-ion/11.15
Electric range (EAER) (xDrive) ^{4, 5}	km	–	–	–	–	–	61–53	61–53 (55–47) (57–47)
Electric range urban (EAER city) (xDrive) ^{4, 5}	km	–	–	–	–	–	63–53	64–54 (55–52) (59–52)
Charging time (AC rapid charging with BMW Wallbox) ⁶	h	–	–	–	–	–	3.6	3.6 (3.6) 3.6

Power transmission								
Type of drive (xDrive)	–	Rear-wheel	Rear-wheel	Rear-wheel (All-wheel)	Rear-wheel (All-wheel)	(All-wheel)	Rear-wheel	Rear-wheel (All-wheel) All-wheel
Standard transmission (xDrive)	–	8-speed Steptronic	8-speed Steptronic	8-speed Steptronic (8-speed Steptronic)	8-speed Steptronic (8-speed Steptronic)	(8-speed Steptronic Sport)	8-speed Steptronic	8-speed Steptronic (8-speed Steptronic) (8-speed Steptronic)

Driving performance								
Top speed (xDrive)	km/h	226	235–226	250 ¹⁰ (250) ¹⁰	250 ¹⁰ (250) ¹⁰	(250) ¹⁰	225	235 (230–220) (250) ¹⁰
Top electric speed	km/h	–	–	–	–	–	140	140 (140) (140)
Acceleration 0–100 km/h (xDrive)	s	8.3	7.9–8.6	6.4 (6.3)	5.2 (4.9)	(3.8)	7.9	5.9 (5.9–6.4) (4.6)

The figures for performance, fuel consumption and CO₂ emissions refer to vehicles with standard transmission.

¹ The EC unladen weight refers to a vehicle with standard equipment and does not include any optional extras. The unladen weight includes a 90% full tank and a driver weight of 75 kg. Optional equipment may affect the weight of the vehicle, the payload and the top speed if the selected equipment has an impact on the vehicle's aerodynamics.

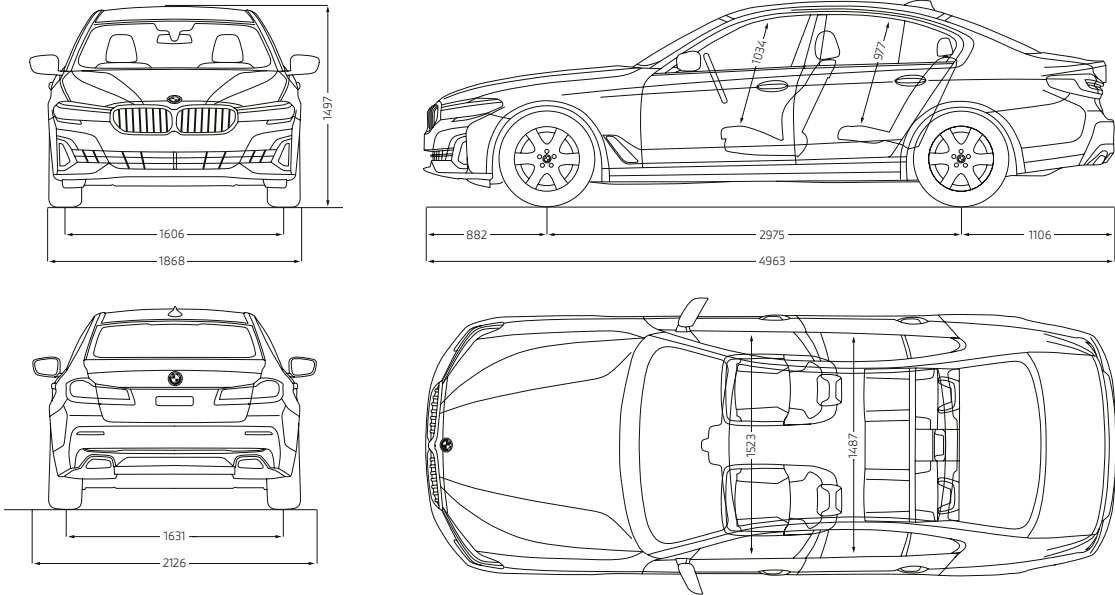
² The actual total weight of the trailer must not exceed the maximum trailer load, taking into account the maximum tow bar download.

³ Performance data of petrol engines apply to vehicles using RON 910 fuel. Fuel consumption data apply to vehicles using reference fuels in accordance with EU Regulation 2007/715. Unleaded RON 91 and higher with a maximum ethanol content of 10% (E10) may also be used. BMW recommends RON 95 super unleaded petrol.

	520 ¹¹	520 ¹¹ with mild hybrid technology	530i ¹¹ 530i xDrive ¹¹ with mild hybrid technology	540i ¹¹ 540i xDrive ¹¹ with mild hybrid technology	M550i xDrive	520e	530e 530e xDrive	545e xDrive
--	-------------------	---	---	---	--------------	------	---------------------	-------------

Consumption ^{3, 7} – All engines conform to the EU6 standard								
Low (xDrive)	l/100 km	– ¹²	8.5–9.3	9.0–9.2 (9.4–9.8)	10.7–11.7 (11.3–12.1)	(17.8–18.4)	–	– –
Medium (xDrive)	l/100 km	– ¹²	6.2–6.9	6.3–7.1 (6.8–7.5)	7.2–8.0 (7.7–8.3)	(10.6–11.4)	–	– –
High (xDrive)	l/100 km	– ¹²	5.3–6.0	5.5–6.1 (5.8–6.4)	6.1–6.8 (6.5–7.1)	(8.6–9.3)	–	– –
Maximum value (xDrive)	l/100 km	– ¹²	5.9–6.7	5.9–6.7 (6.3–7.1)	6.4–7.1 (6.8–7.5)	(8.9–9.5)	–	– –
Combined (PHEV weighted) (xDrive)	l/100 km	– ¹²	6.1–6.9	6.3–7.0 (6.6–7.3)	7.0–7.7 (7.5–8.2)	(10.3–11.0)	1.3–1.8	1.3–1.8 (1.6–2.2) (1.6–2.2)
Energy consumption (ECAC weighted) (xDrive) ^{8, 9}	kWh/ 100 km	–	–	–	–	–	22.0–24.3	22.1–24.1 (22.2–24.7) (23.1–25.9)
Exhaust emissions standard (type-certified)	–	EU6d	EU6d	EU6d	EU6d	EU6d	EU6d	EU6d
Combined CO ₂ emissions (PHEV weighted) (xDrive)	g/km	– ¹²	140–156	142–159 (151–167)	160–177 (170–186)	(235–250)	30–41	30–41 (35–49) (37–51)
Tank capacity, approx.	l	68	68	68	68	68	46	46 (46) 46

Wheels/tyres								
Tyre dimensions	225/55 R17 Y	225/55 R17 Y	225/55 R17 Y	225/55 R17 Y	Front: 245/40 R19 Y Rear: 275/35 R19 Y	225/55 R17 Y	225/55 R17 Y	225/55 R17 Y
Wheel size	75 J x 17	75 J x 17	75 J x 17	75 J x 17	Front: 8 J x 19 Rear: 9 J x 19	75 J x 17	75 J x 17	75 J x 17
Material	Light alloy	Light alloy	Light alloy	Light alloy	Light alloy	Light alloy	Light alloy	Light alloy



The dimensions in the technical drawing are in millimetres and may vary depending on the model and optional equipment.

⁴ Range depends on the equipment and various factors. In particular: personal driving style, route characteristics, exterior temperature, heating/air conditioning, pre-conditioning and the chosen equipment.

⁵ EAER (equivalent all electric range).

⁶ Dependent on the local electricity infrastructure. Charging time corresponds to a charge of 100% of maximum capacity.

⁷ Official data for fuel consumption, CO₂ emissions, power consumption and electric range was determined in accordance with the prescribed measuring procedure and corresponds to European Regulation (EU) 715/2007 in the applicable version. For ranges, data determined as per WLTP takes into account any optional equipment (available on the German market in this case). For vehicles that have been newly type approved since 1 January 2021, only the official data according to WLTP exists. For more information about NEDC and WLTP measuring procedures visit www.bmw.com/wltp

⁸ The combined energy consumption depends on the selected wheel and tyre sizes.

⁹ ECAC (charge-depleting electric consumption).

¹⁰ Electronically limited.

¹¹ This engine version is not available in all countries. For further information, please contact your local BMW Partner.

¹² Provisional figures; any missing figures were unavailable at the time of publication.



ALL BMW MODELS IN ONE APP.

DOWNLOAD THE **BMW Products** APP NOW AND
DISCOVER THE PLEASURE OF DRIVING.

BMW 530e SALOON WITH M SPORT PACKAGE:

BMW TwinPower Turbo 4-cylinder petrol engine + eDrive electric motor, 215 kW (292 hp) system output, 20" M light alloy wheels Y-spoke style 846 M Bicolour Jet Black with mixed tyres, exterior colour in Phytonic Blue metallic, BMW Laserlight, instrument panel in Sensatec, comfort seats in exclusive leather 'Nappa' Ivory White exclusive stitching/leather piping in contrast Black, interior trim finishers Aluminium Rhombicle Smoke Grey with highlight trim finisher Pearl Chrome.

The models illustrated in this medium show the equipment and configuration options (standard and optional) for vehicles produced by BMW AG for the German market. Alterations in standard and optional equipment and the configurations available for the different models, as described in this medium, may occur after 03/19/2021, the editorial deadline for this medium, or according to the specific requirements of other member states of the European Union. Your local BMW Partner is available to provide further details. Subject to change in design and equipment.

Of course, each vehicle is designed for economical recycling after its long-running life. You can find more information regarding your end-of-life vehicle on our website www.bmw.de/recycling

© BMW AG, Munich, Germany. Not to be reproduced wholly or in part without prior written permission of BMW AG, Munich.